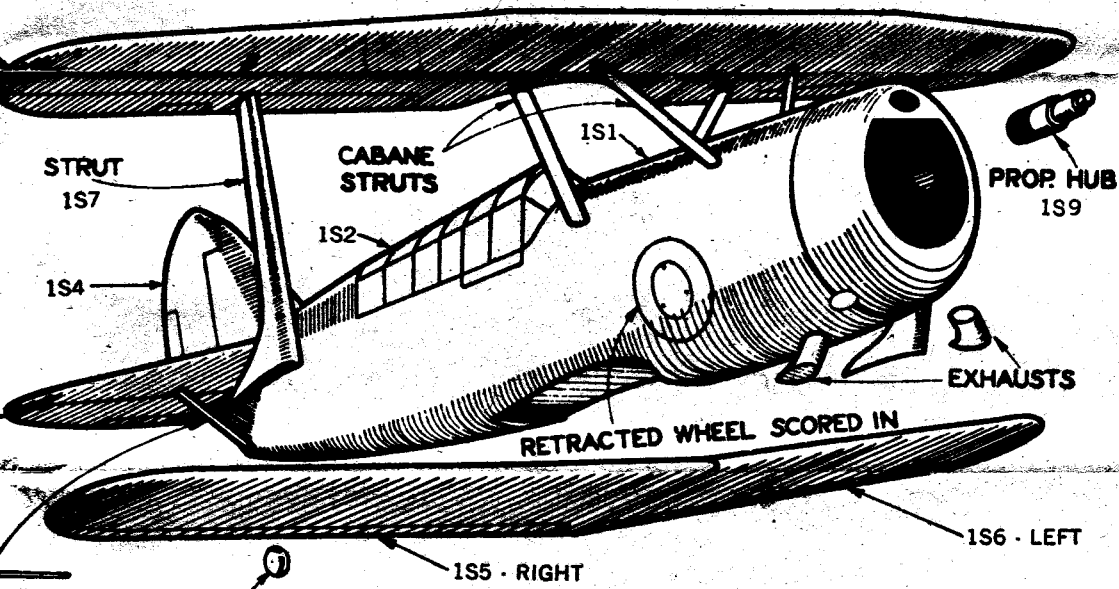


BLACK PORTION OF STRUTS FITS INTO HOLES MADE IN WING AND FUSELAGE

SAND DOWEL TO SIZES SHOWN AND CUT TO LENGTH


CABANE STRUTS
1/32" THICK. MAKE TWO OF EACH



STRUT
- SIZE
WHEEL AND
LENGTH.


TAILWHEEL
FULL SIZE
(1/16" THICK)

MAKE FROM VENEER SCRAP
FROM 1S7 STRUT SHEET.




EXHAUST FULL SIZE.
MAKE TWO
(1/16" THICK)

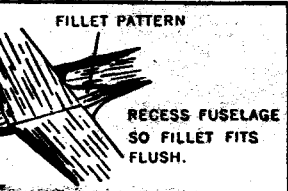
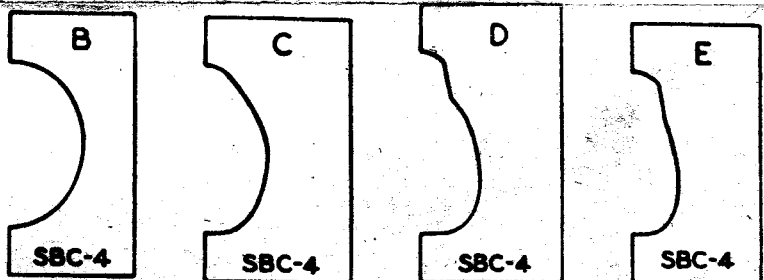
MAKE FROM VENEER SCRAP
FROM 1S7 STRUT SHEET.



SBC-4 STRUT



1S7 - (2 REQ'D)
BOTTOM WING
FILLET

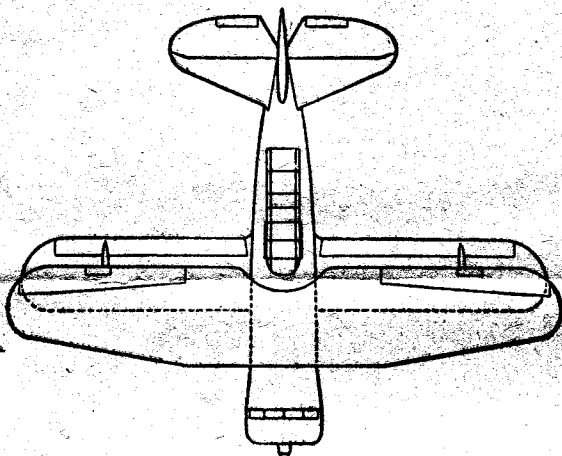


OF APPROXIMATELY POST-
RIGHT - GLUE TO FUSELAGE
AS SHOWN.




CURTISS SBC-4
U.S. NAVY SCOUT BOMBER
TEMPLATES AND ASSEMBLY INSTRUCTIONS

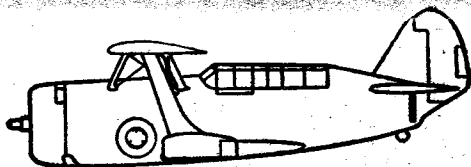
SPAN 5-21/32"	SCALE 1/72"
---------------	-------------



1S8

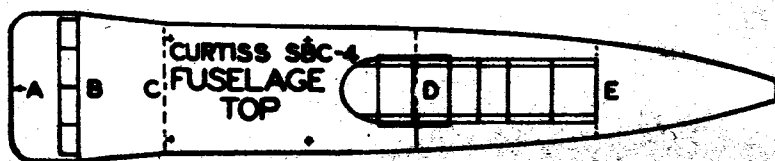


1S3

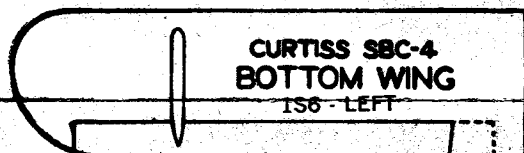
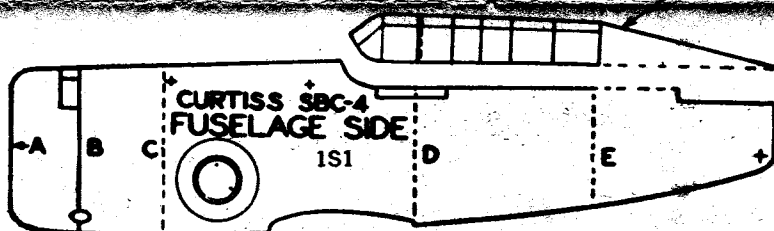


STABILIZ
FUL

SAND DI
CUT TO



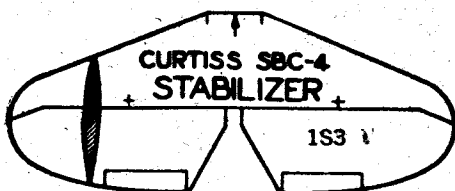
1S2 - PILOT CABIN



CURTISS SBC-4
BOTTOM WING
1S6 - LEFT




1S5 - RIGHT



CURTISS SBC-4
STABILIZER
1S3



SBC-4
FIN
1S4 - FIN



SBC-4
DIHEDRAL GAUGE
BOTTOM WING



DIHEDRAL GAUGE

All sets are carefully packed, but if you find a shortage or defective part, fill out this slip and we will send it without cost.

Part numbers will be found on drawings. Model number is on flap at end of carton.

(Write plainly)

Part Number..... Model Number **S25**

My Name Is

House or Box No.

City and State

Paste this slip on back of 1c. post card. Address card to:

OUT Y
BOARD
CARD W
AND W